

*Rhus hypoleuca*

白背鹽膚木

Recommended Street Types



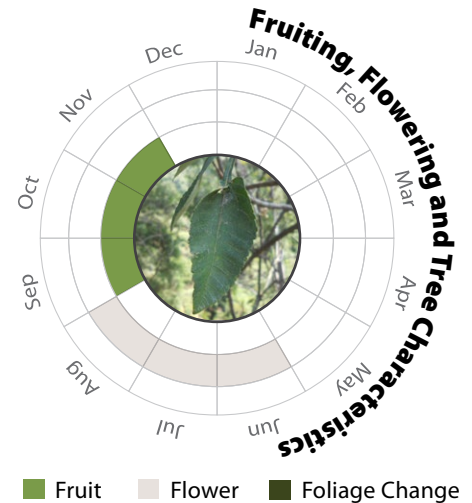
## General Information

Native	Exotic	Evergreen	Deciduous	Partial Shade	Full Sun
--------	--------	-----------	-----------	---------------	----------

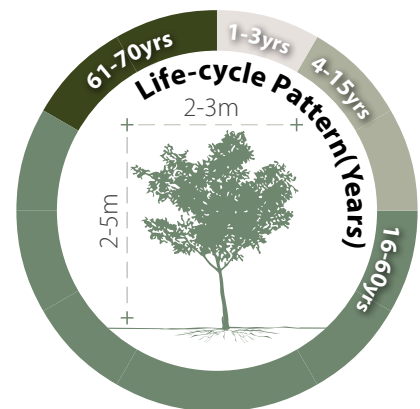
Family: ANACARDIACEAE

Heat Tolerance: Moderate

Special Properties : Larval food plant of butterflies



- Propagation to Seedling
- Sapling to Semi-mature
- Mature
- Senescence



## Feature



Ecological Value



Ornamental



Shade Cast

## Special Maintenance Requirements

- Tree sap may cause skin irritation

## Tolerance

## Drought



Low



Moderate



High

## Waterlogging



Low



Moderate



High

## Wind



Low



Moderate



High

## Roadside Pollution



Low



Moderate



High

## Pest &amp; Disease Resistance



Low



Moderate



High

## Pruning



Low



Moderate




High

## Soil Compaction



Low




Moderate



High

## Root System



Aggressive



Moderate



Manageable

## Soil Volume



Large



Medium



Small

## pH of Soil



Adaptability