

**APPENDIX 13 - Proper Planting Practice – Do not Plant too Deep**

# Proper Planting Practice

## Do Not Plant Too Deep


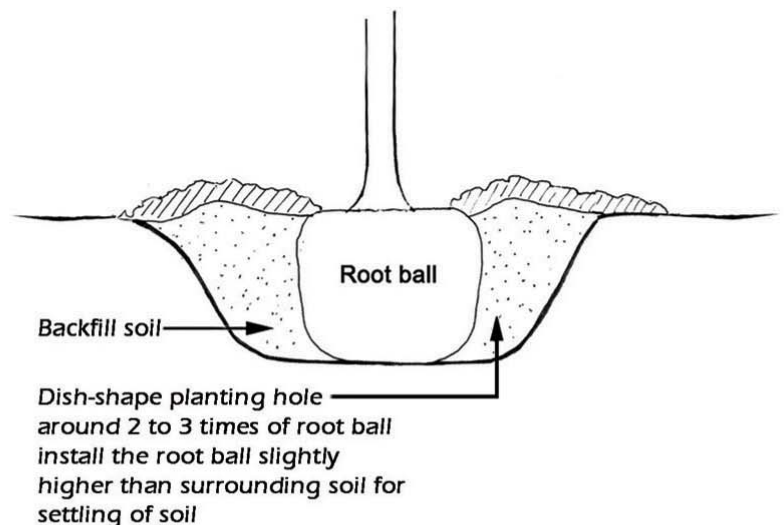


Photo 1 A tree planted at correct soil level with visible root flare.

Photo 2 When a tree is planted too deep, the root flare is not visible.

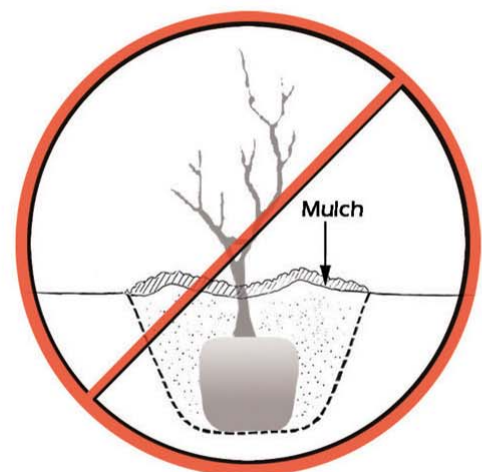
### Plant at correct soil level:

Trees should not be planted too deep or too shallow. Plant trees at the correct soil level so that the root flare is visible. When the trunk emerges from the soil like a lamp post without seeing the root flare, it is likely that the tree has been planted too deep.



### Disadvantages of planting trees too deep:

- If trees are planted too deep, they would decline over time due to the lack of oxygen for the root system.
- Girdling roots may appear which will restrict the growth of both trunk and roots.
- Decay at the lower trunk or root flare may not be detected easily. The moisture of soil will easily lead to decay in the lower trunk.



**Do not plant too deep**