

7. Street Tree Selection

7.1 The Selection Process

After confirming the feasibility of street tree planting (**Figure 5-3**) and identifying the type of street using the flowchart in **Figure 5-6**, designers can follow one of the following four methods to identify suitable tree species for that street.

Method 1 - The Street Type Diagrams

With the known street typology, designer can look up in the corresponding Street Type Diagrams. Based on the “Right Tree, Right Place” principle as discussed in Section 4, 5 and 6, key street tree selection criteria for each of the 14 numbers of street typologies (i.e. Type A1/2 to Type G1/2) are pre-selected and detailed in the Street Type Diagrams.

These diagrams aim to assist designers in the decision-making process to ensure that critical factors related to that particular street type are being considered. Professional advice on site specific factors should also be sought at this point before finalizing the selection. Definitions of the rating (i.e. High, Medium and Low) are detailed in **Appendix B** – Selection Criteria Rating for Shortlisted Tree Species.

Method 2 - Summary Table - Suitable Tree Species for each Street Typology (Appendix D)

Apart from using the Street Type Diagrams, designer can also make reference to the summary table at **Appendix D** - Suitable Tree Species for each Tree Typology to select suitable trees for that particular street type.

Similarly, professional advice should be sought before finalising the selection.

Method 3 - Tree Datasheets (Appendix A)

Designer can also make use of the Tree Datasheets in **Appendix A** where detailed trees information together with their suitability to the respective street types is provided. Professional advice should be sought before finalising the selection.

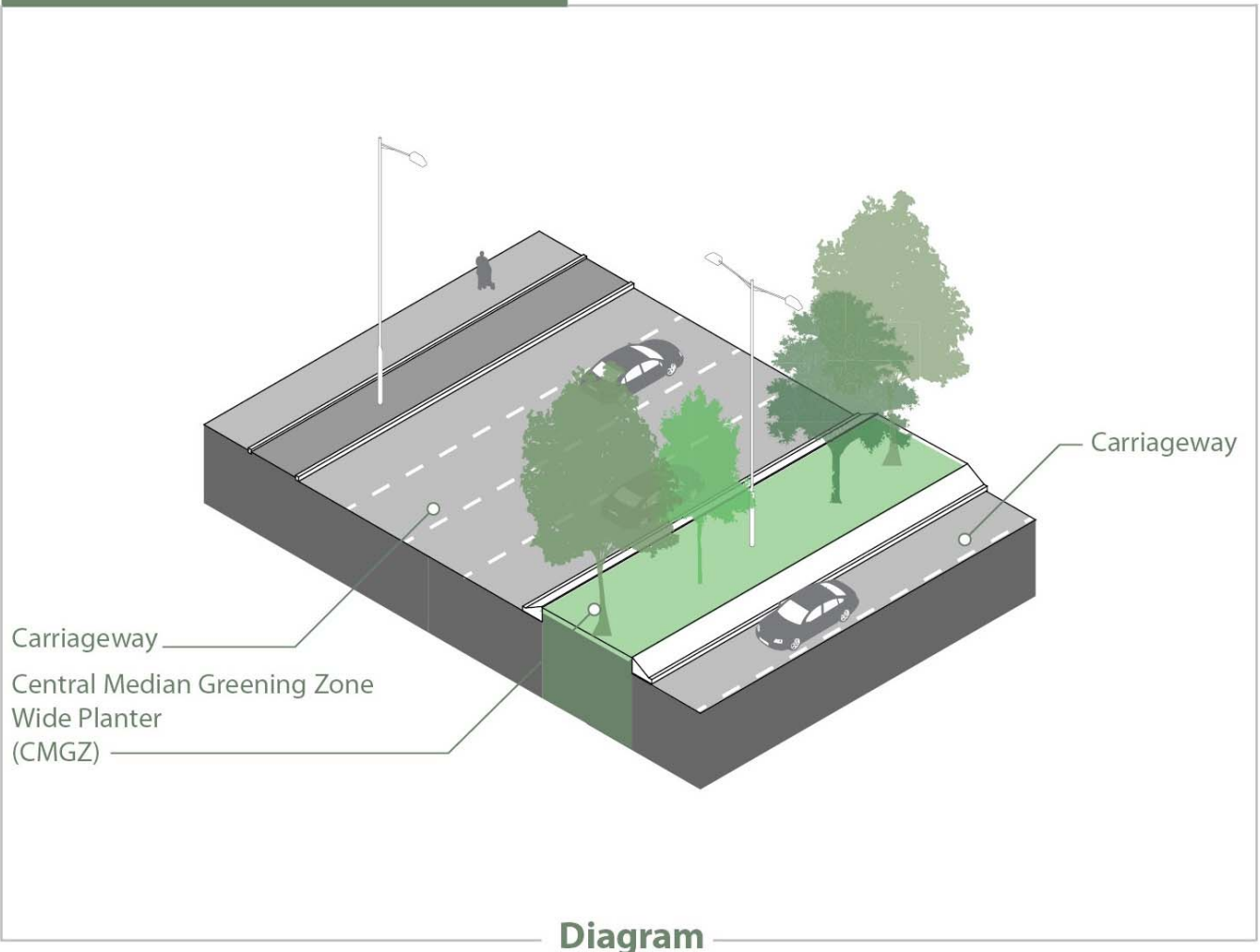
Method 4 - Complementary Tree Selection Software

This complementary software is designed for the use of designers wish to adjust the pre-selected criteria as defined in the Street Type Diagram to suit site specific requirements after seeking professional advice. A list of suitable tree species will be displayed according to the input selection criteria.

7.2 The Shortlisted Species

The shortlisted species were selected as an example only. It is not the intention of the Study to limit the number of tree species for future planting to species in the shortlist. Designers are encouraged to use the selection criteria detailed in the Street Type Diagrams as a reference guide to review the suitability of other potential species that would support the long-term goal in achieving a sustainable, healthy and resilient urban forest for Hong Kong.

Street Type A1



Street Characteristics

- CMGZ
- Wide planter

Key Selection Criteria*

Essential Attributes

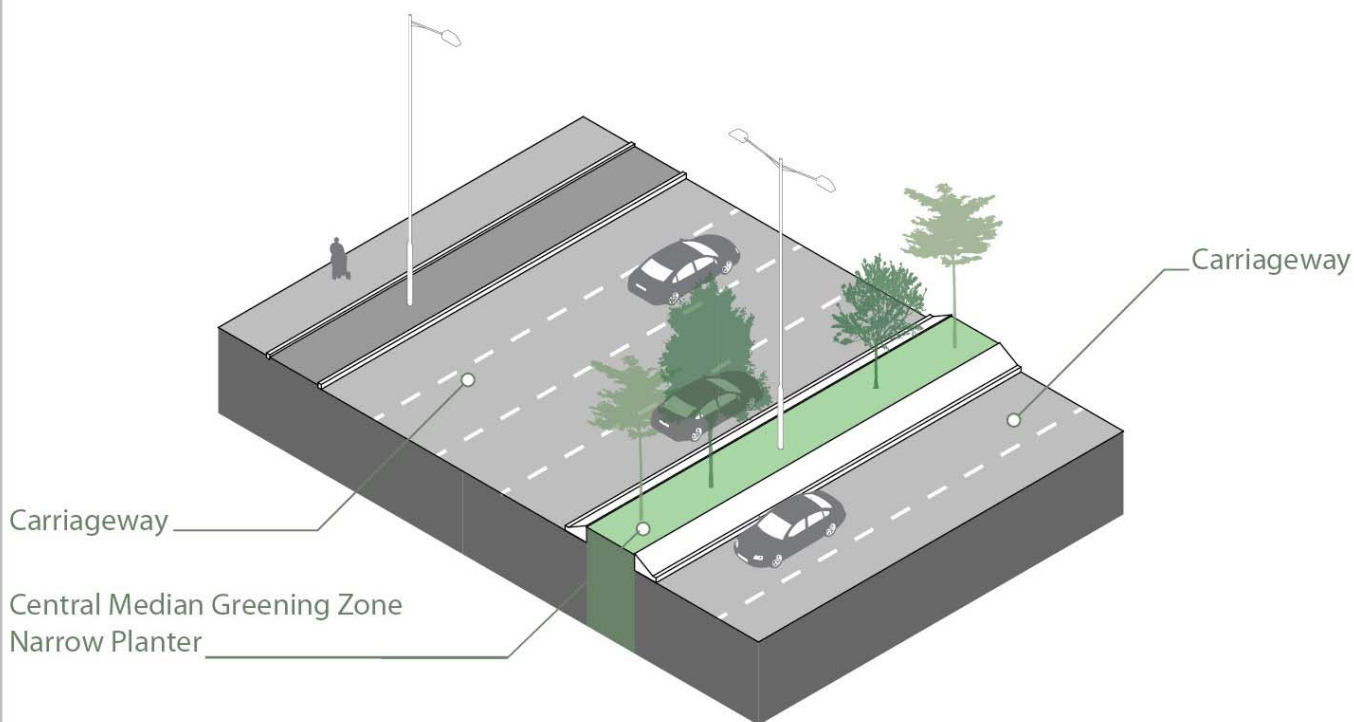
- minimal crown management
- high wind tolerance

Valued Attributes

- high roadside pollution tolerance
- medium to high ecological value

* The listed Selection Criteria are key concern for typical street type only. Please consider other site specific criteria and seek advice from relevant professional for selecting appropriate tree species.

Street Type A2



Diagram

Street Characteristics

- CMGZ
- Narrow planter

Key Selection Criteria*

Essential Attributes

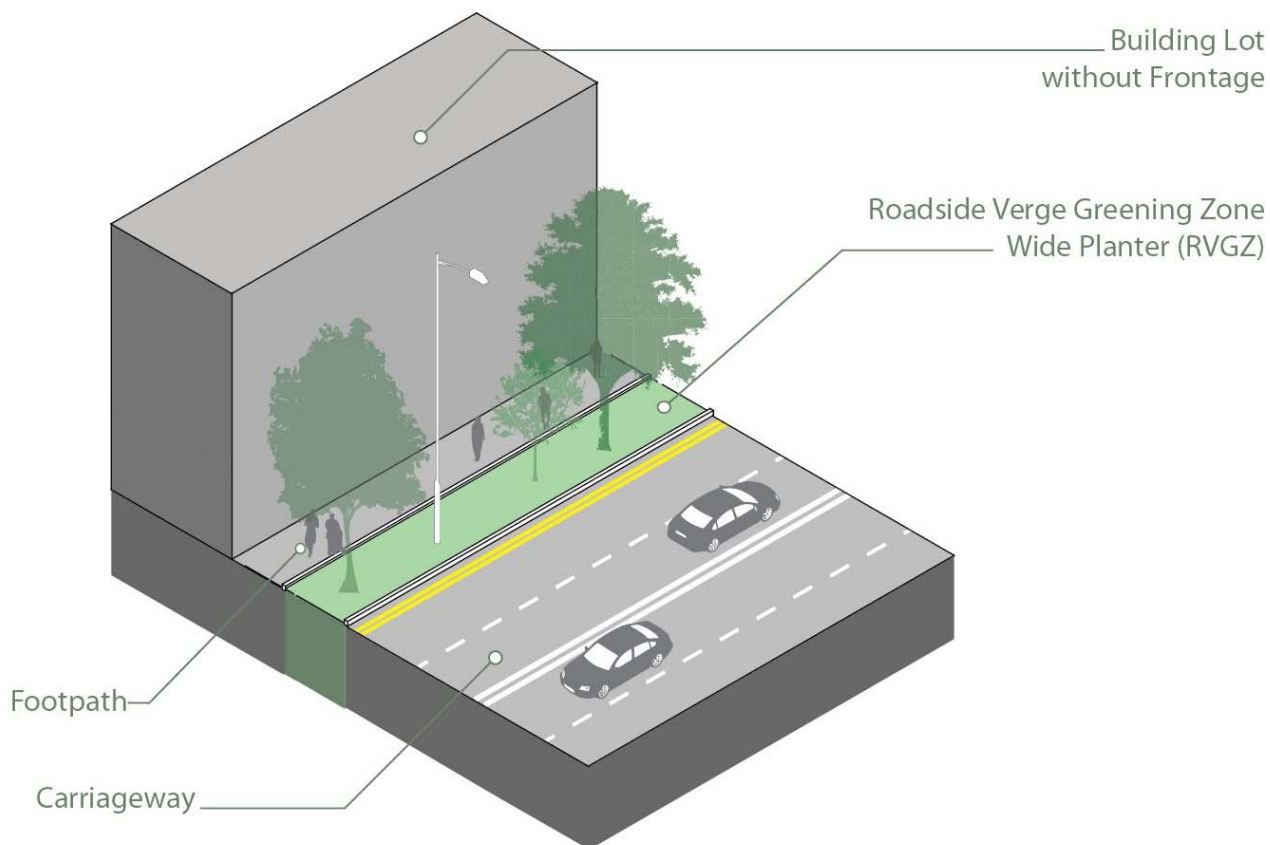
- minimal crown management
- high wind tolerance

Valued Attributes

- medium to high soil volume tolerance
- high roadside pollution tolerance
- small to medium tree size dimension

* The listed Selection Criteria are key concern for typical street type only. Please consider other site specific criteria and seek advice from relevant professional for selecting appropriate tree species.

Street Type B1



Diagram

Street Characteristics

- RVGZ
- Wide planter
- No kerbside activity
- No building frontage in building lot

Key Selection Criteria*

Essential Attributes

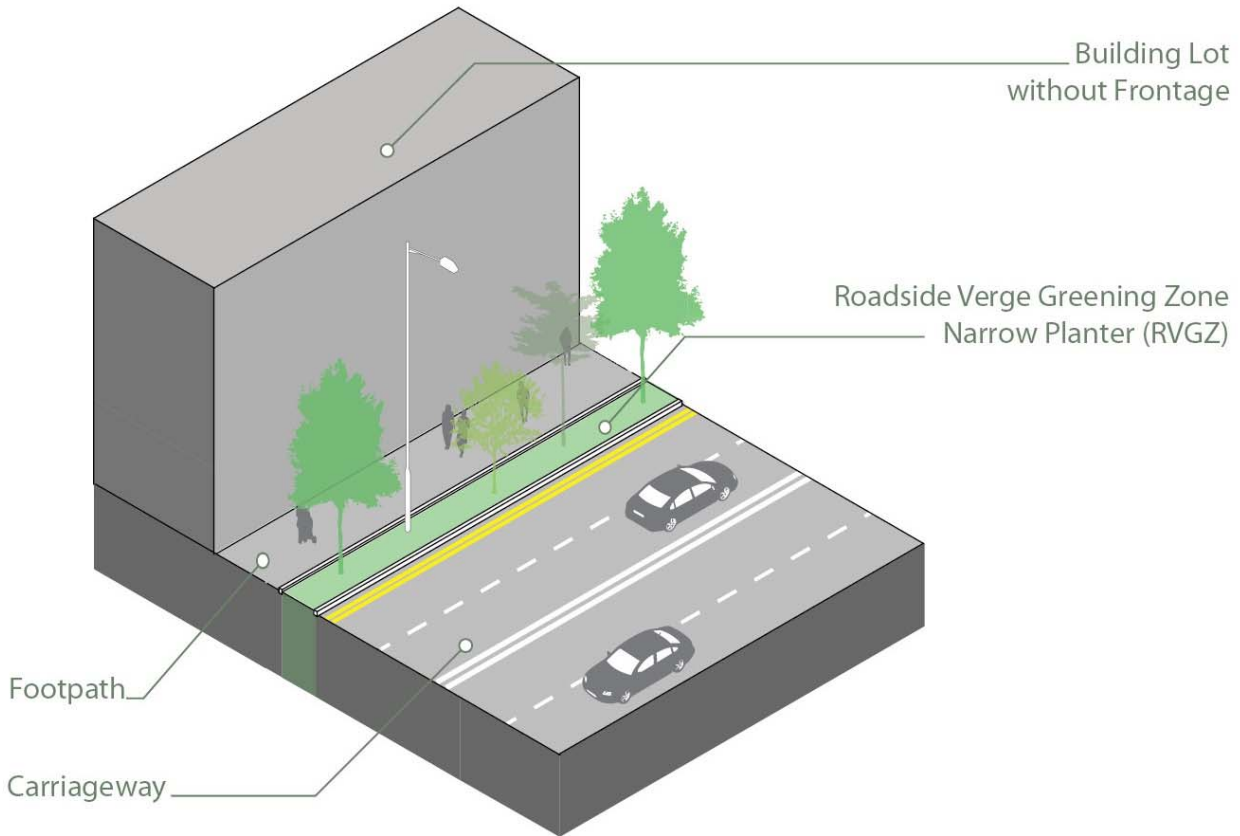
-

Valued Attributes

- medium to high ecological value

* The listed Selection Criteria are key concern for typical street type only. Please consider other site specific criteria and seek advice from relevant professional for selecting appropriate tree species.

Street Type B2



Diagram

Street Characteristics

- RVGZ
- Narrow planter
- No kerbside activity
- No building frontage in building lot

Key Selection Criteria*

Essential Attributes

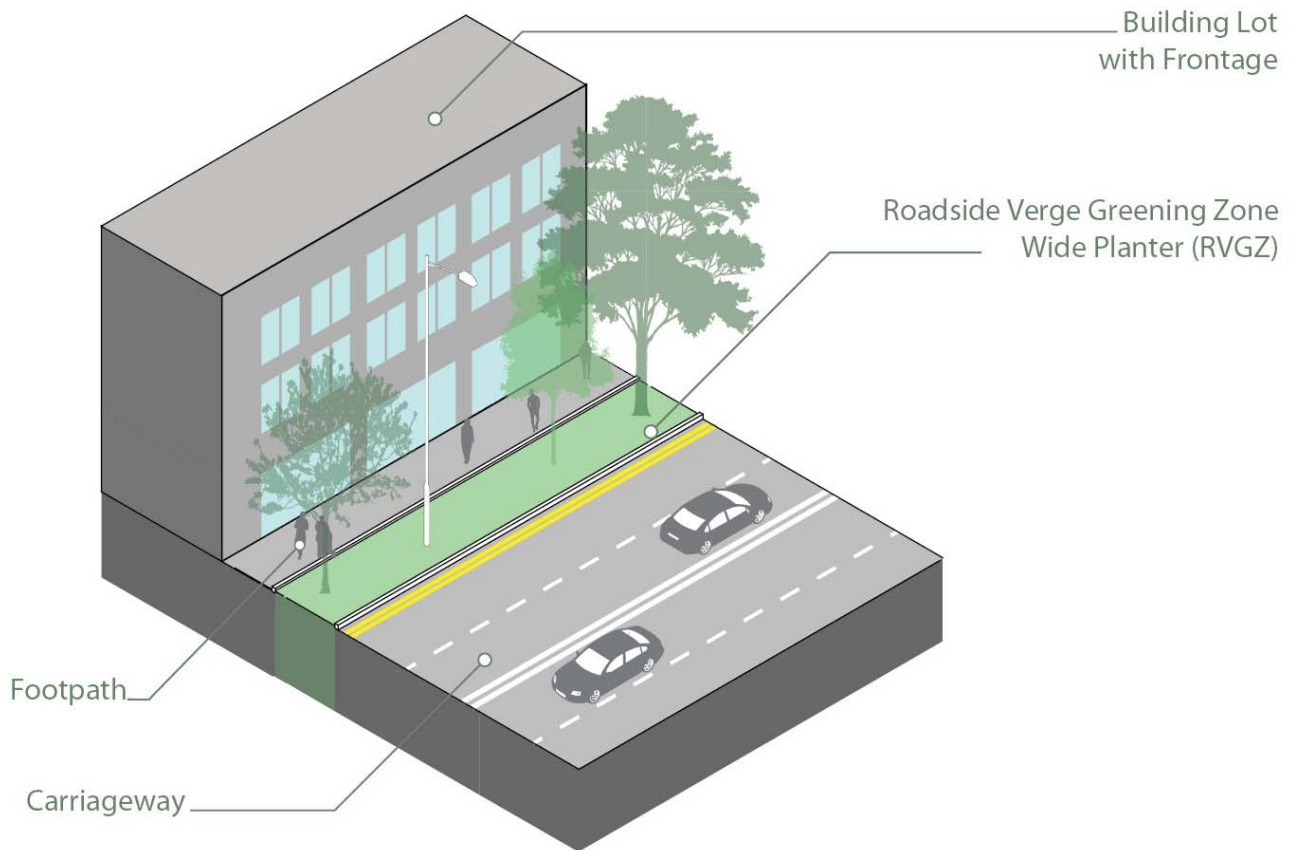
-

Valued Attributes

- medium to high soil volume tolerance
- medium to high ecological value
- small to medium tree size dimension

* The listed Selection Criteria are key concern for typical street type only. Please consider other site specific criteria and seek advice from relevant professional for selecting appropriate tree species.

Street Type C1



Diagram

Street Characteristics

- RVGZ
- Wide planter
- No kerbside activity
- Building lot with frontage

Key Selection Criteria*

Essential Attributes

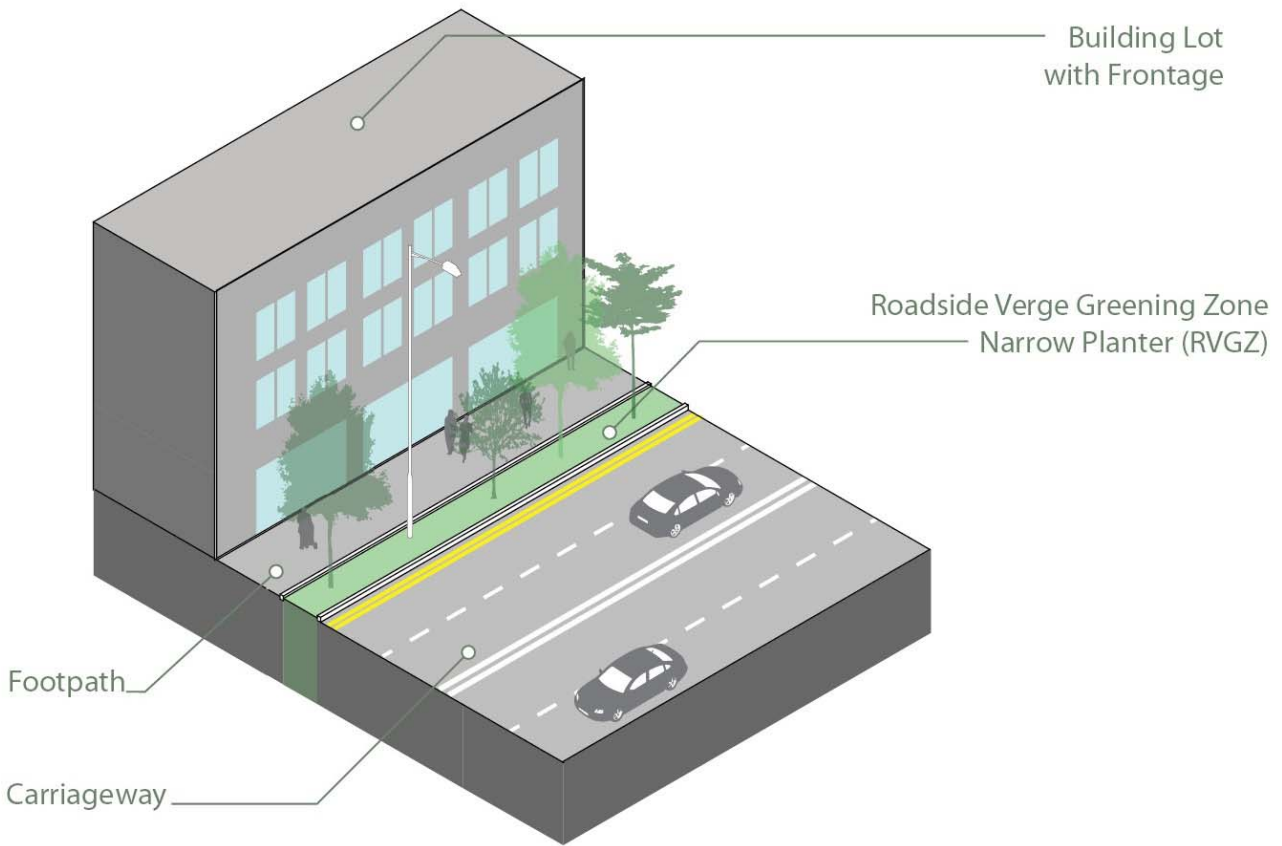
- high wind tolerance

Valued Attributes

- medium to high ornamental value
- avoid poisonous species
- medium to high pruning tolerance
- medium to large shade cast

* The listed Selection Criteria are key concern for typical street type only. Please consider other site specific criteria and seek advice from relevant professional for selecting appropriate tree species.

Street Type C2



Diagram

Street Characteristics

- RVGZ
- Narrow planter
- No kerbside activity
- Building lot with frontage

Key Selection Criteria*

Essential Attributes

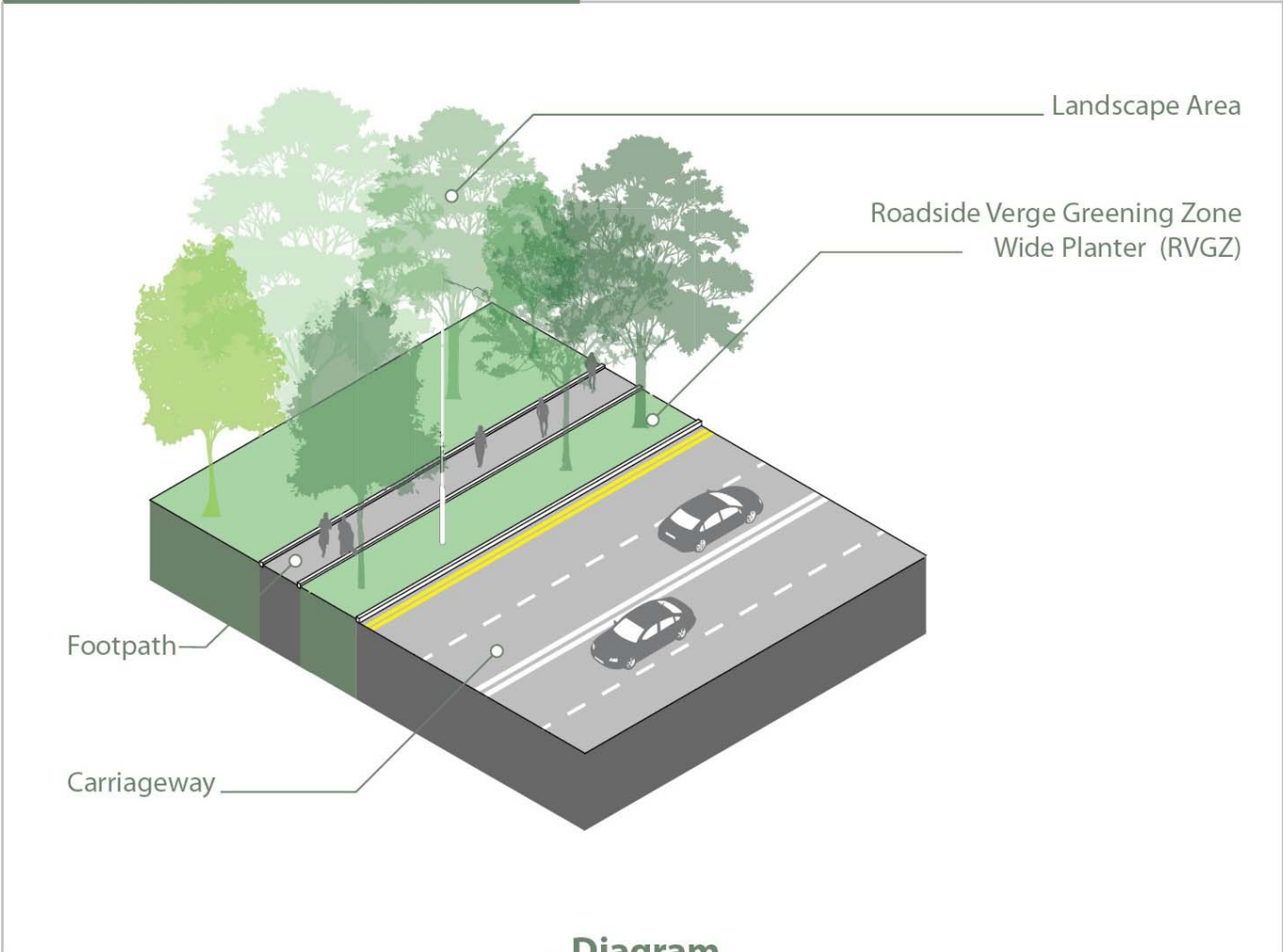
- high wind tolerance

Valued Attributes

- medium to high ornamental value
- medium to high soil volume tolerance
- avoid poisonous species
- medium to high pruning tolerance
- small to medium tree size dimension

* The listed Selection Criteria are key concern for typical street type only. Please consider other site specific criteria and seek advice from relevant professional for selecting appropriate tree species.

Street Type D1



Diagram

Street Characteristics

- RVGZ
- Wide planter
- No kerbside activity
- Landscape area

Key Selection Criteria*

Essential Attributes

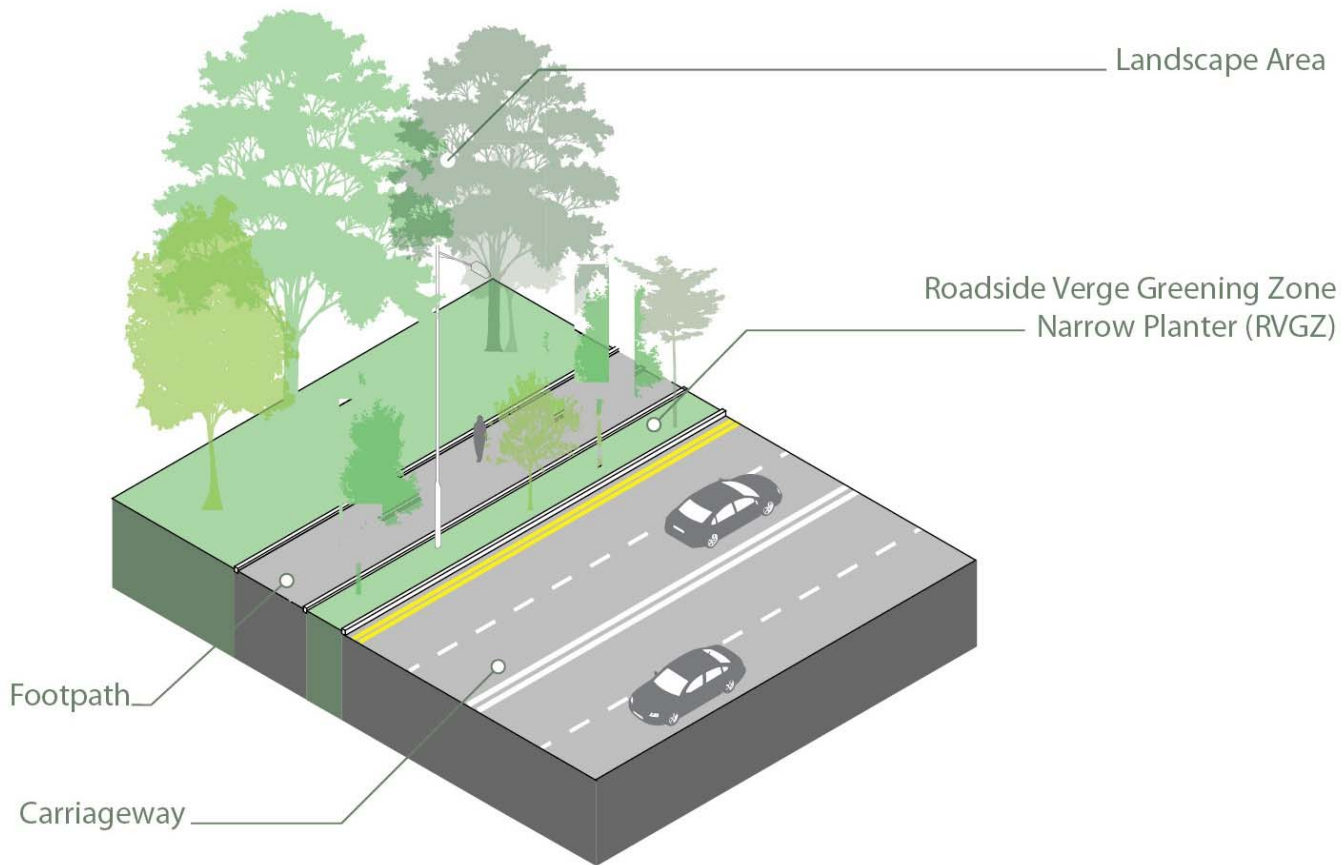
-

Valued Attributes

- high ecological value
- medium to large tree size dimension

* The listed Selection Criteria are key concern for typical street type only. Please consider other site specific criteria and seek advice from relevant professional for selecting appropriate tree species.

Street Type D2



Diagram

Street Characteristics

- RVGZ
- Narrow planter
- No kerbside activity
- Landscape area

Key Selection Criteria*

Essential Attributes

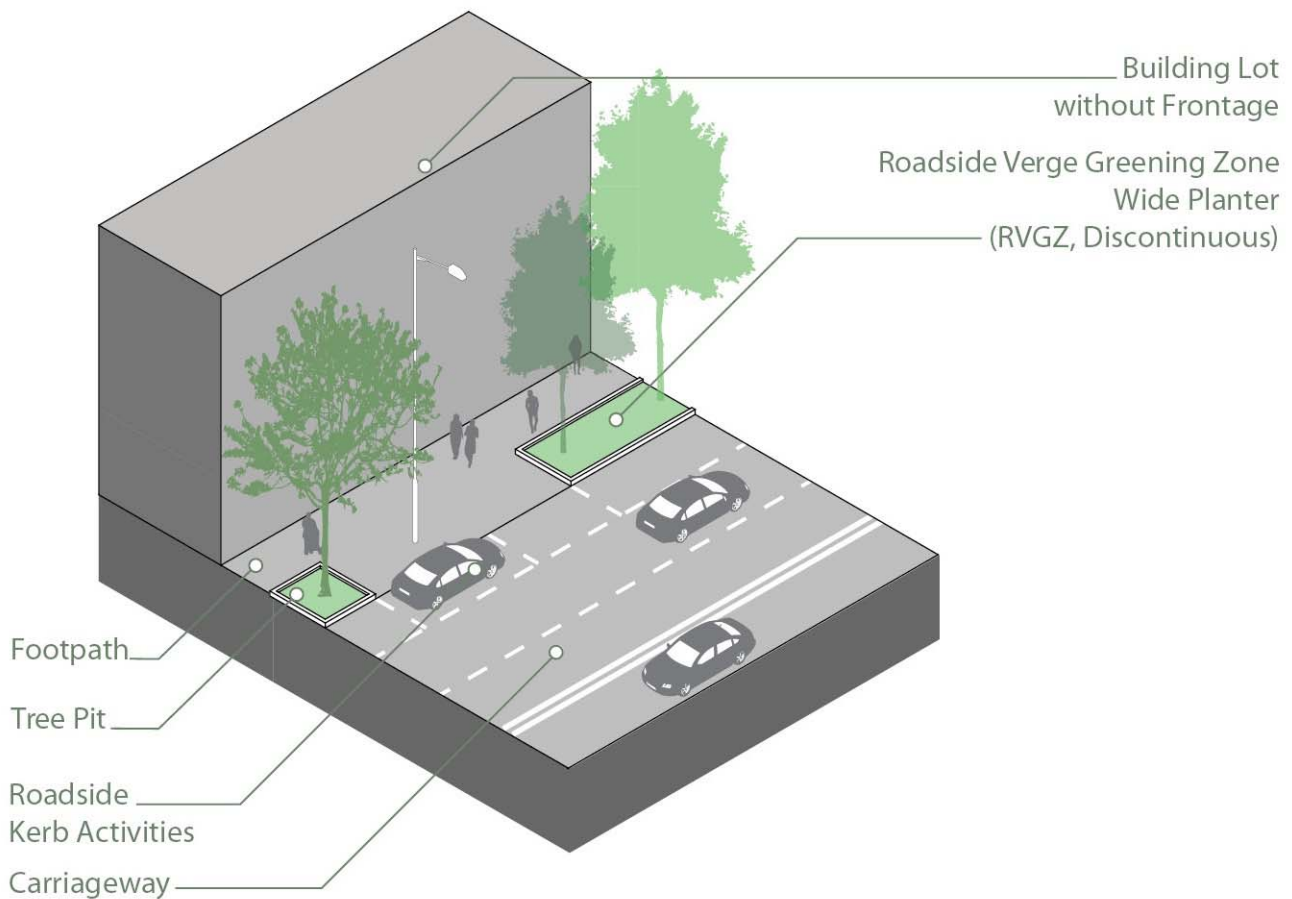
-

Valued Attributes

- high ecological value
- medium to high soil volume tolerance
- small to medium tree size dimension

* The listed Selection Criteria are key concern for typical street type only. Please consider other site specific criteria and seek advice from relevant professional for selecting appropriate tree species.

Street Type E1



Diagram

Street Characteristics

- RVGZ
- Wide planter
- Kerbside activity
- No building frontage in building lot

Key Selection Criteria*

Essential Attributes

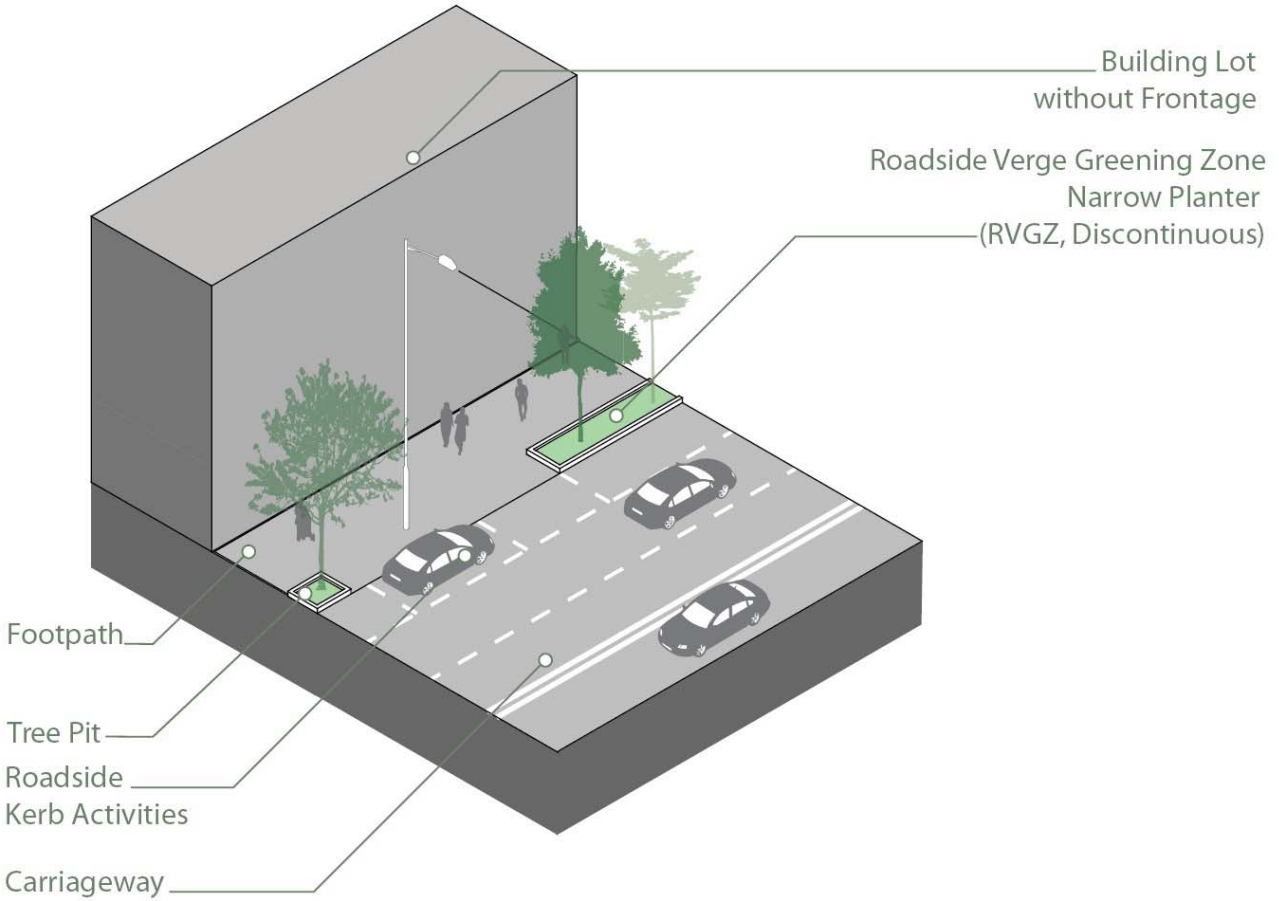
- high wind tolerance

Valued Attributes

- medium to high root system (manageability)
- medium to high soil compaction tolerance
- medium to high pH of soil (range)
- medium to high pollution tolerance
- small to medium tree size dimension

* The listed Selection Criteria are key concern for typical street type only. Please consider other site specific criteria and seek advice from relevant professional for selecting appropriate tree species.

Street Type E2



Diagram

Street Characteristics

- RVGZ
- Narrow planter
- Kerbside activity
- No building frontage in building lot

Key Selection Criteria*

Essential Attributes

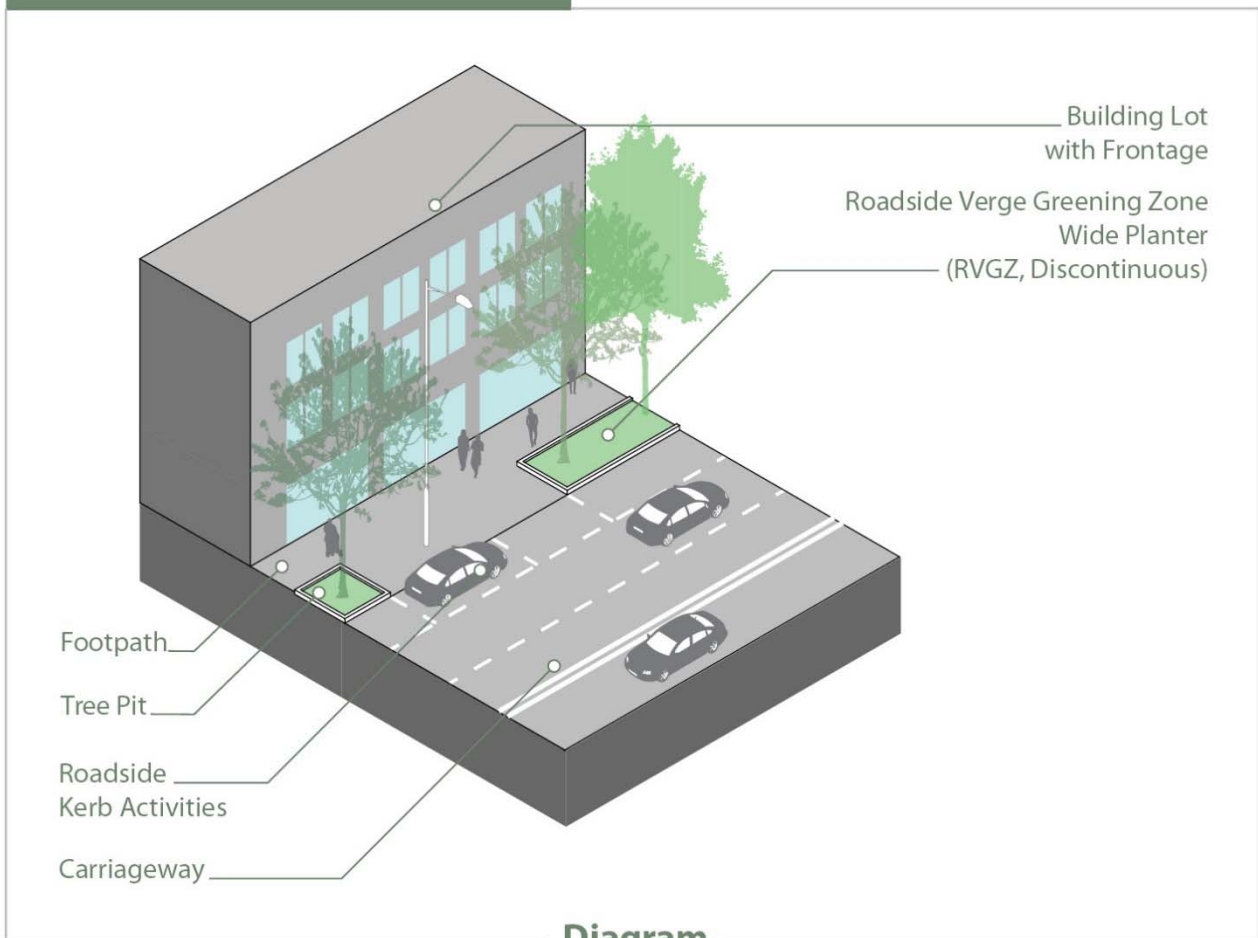
- high wind tolerance

Valued Attributes

- high root system (manageability)
- medium to high soil volume tolerance
- medium to high soil compaction tolerance
- medium to high pH of soil (range)
- medium to high pollution tolerance
- small to medium tree size dimension

* The listed Selection Criteria are key concern for typical street type only. Please consider other site specific criteria and seek advice from relevant professional for selecting appropriate tree species.

Street Type F1



Street Characteristics

- RVGZ
- Wide planter
- Kerbside activity
- Building lot with frontage

Key Selection Criteria*

Essential Attributes

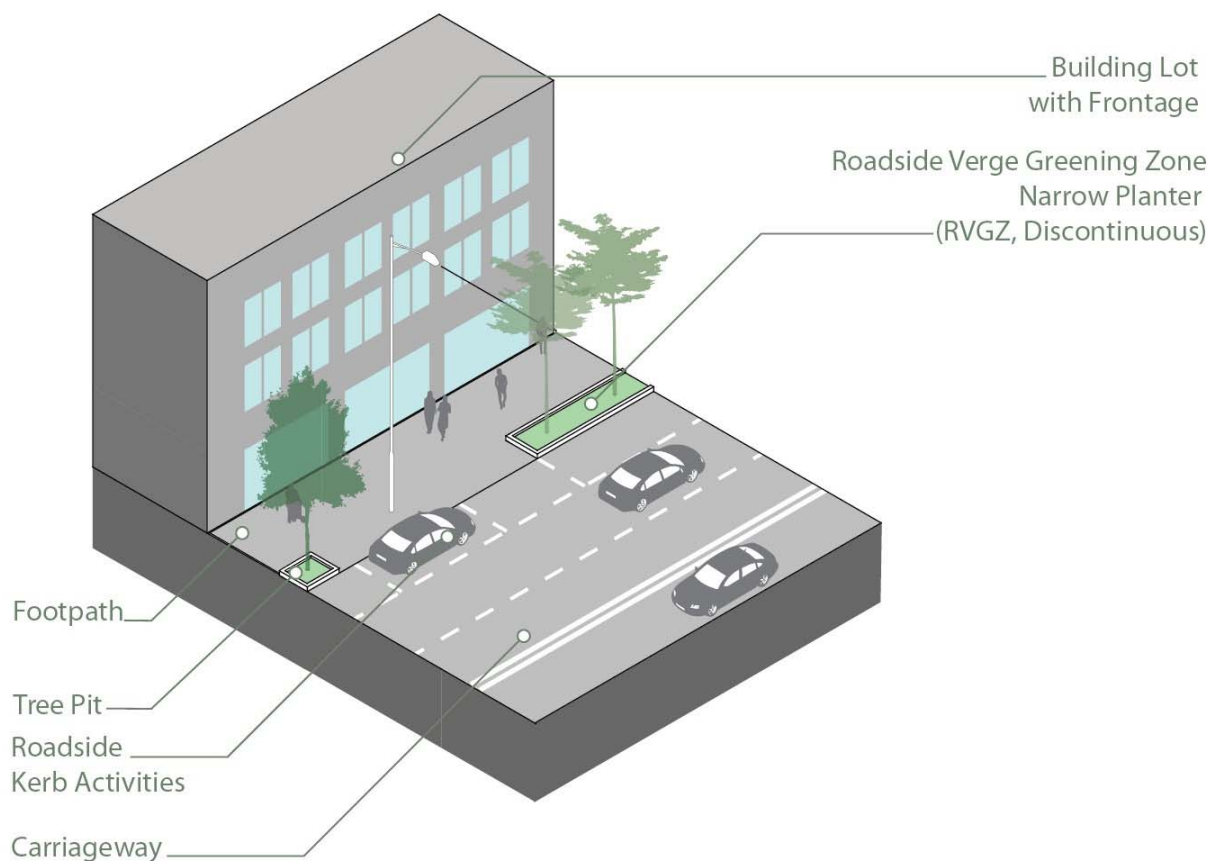
- high wind tolerance

Valued Attributes

- medium to high ornamental value
- medium to high pollution tolerance
- medium to high pH of soil (range)
- medium to high root system (manageability)
- medium to high pruning tolerance
- medium to high soil compaction tolerance
- avoid poisonous species
- medium to large shade cast
- small to medium tree size dimension

* The listed Selection Criteria are key concern for typical street type only. Please consider other site specific criteria and seek advice from relevant professional for selecting appropriate tree species.

Street Type F2



Diagram

Street Characteristics

- RVGZ
- Narrow planter
- Kerbside activity
- Building lot with frontage

Key Selection Criteria*

Essential Attributes

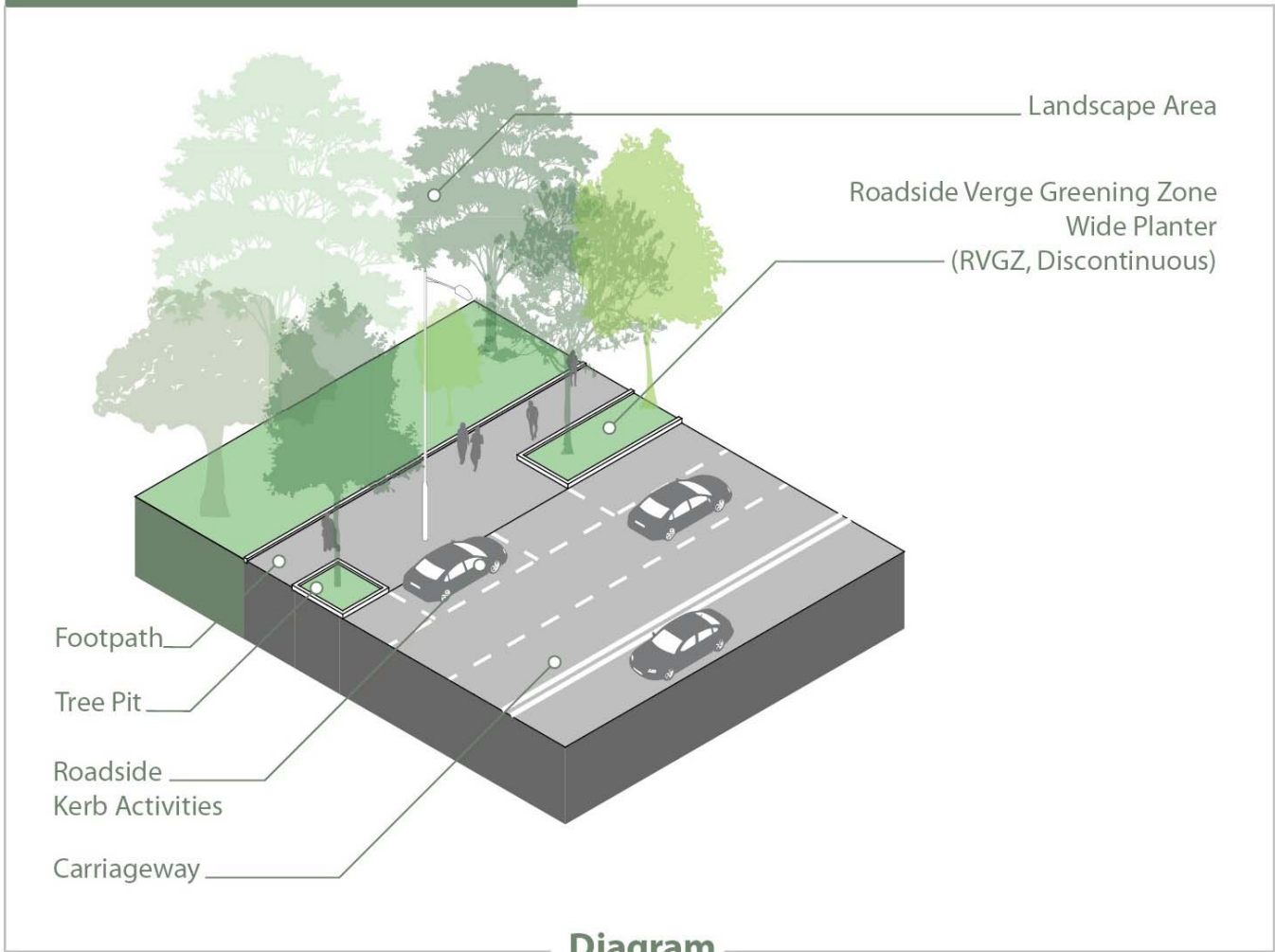
- high wind tolerance

Valued Attributes

- medium to high ornamental value
- medium to high pollution tolerance
- medium to high soil volume tolerance
- medium to high pH of soil (range)
- high root system (manageability)
- medium to high pruning tolerance
- high soil compaction tolerance
- avoid poisonous species
- small to medium tree size dimension

* The listed Selection Criteria are key concern for typical street type only. Please consider other site specific criteria and seek advice from relevant professional for selecting appropriate tree species.

Street Type G1



Street Characteristics

- RVGZ
- Wide planter
- Kerbside activity
- Landscape area

Key Selection Criteria*

Essential Attributes

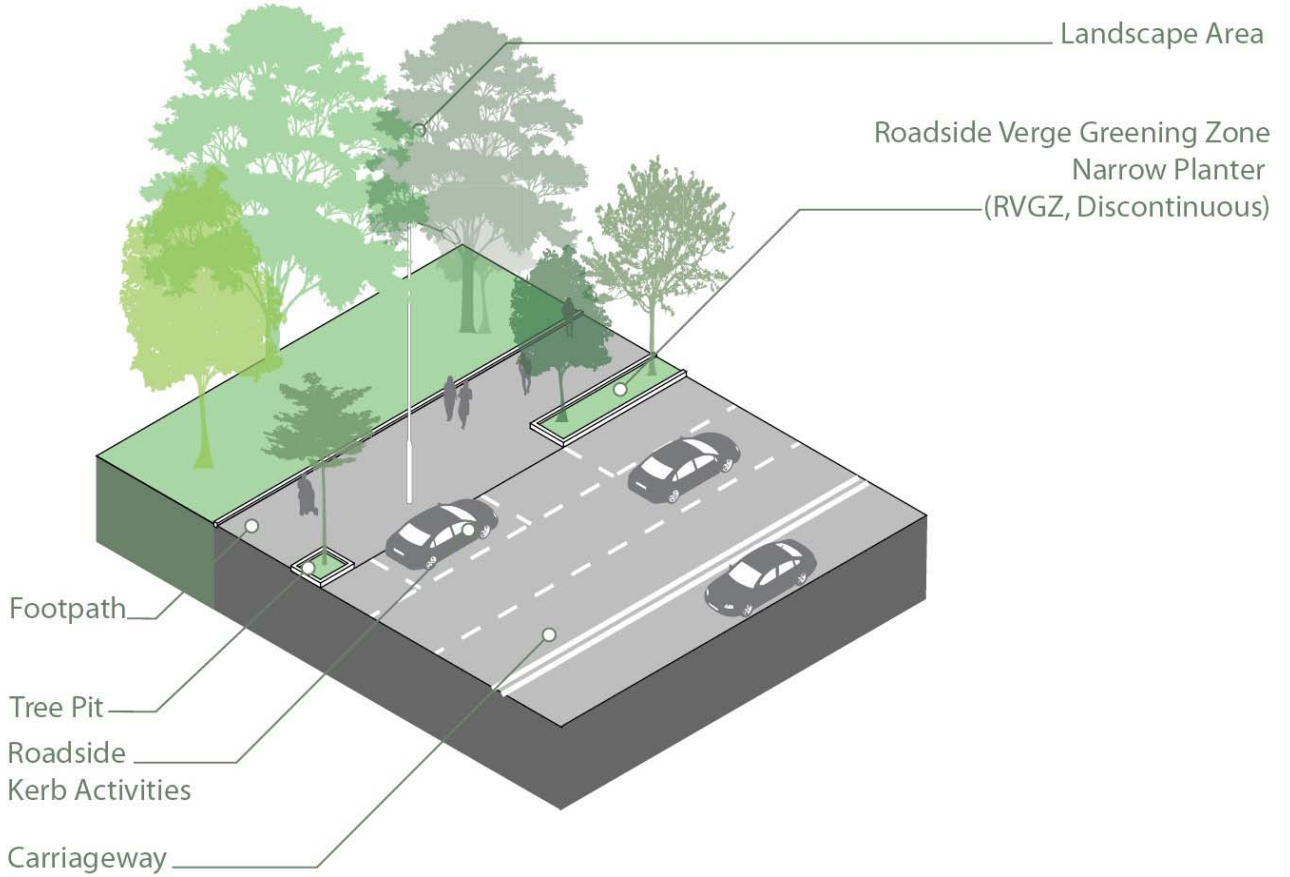
- high wind tolerance

Valued Attributes

- high ecological value
- medium to high soil compaction tolerance
- medium to high pH of soil (range)
- medium to high root system (manageability)
- small to medium tree size dimension

* The listed Selection Criteria are key concern for typical street type only. Please consider other site specific criteria and seek advice from relevant professional for selecting appropriate tree species.

Street Type G2



Diagram

Street Characteristics

- RVGZ
- Narrow planter
- Kerbside activity
- Landscape area

Key Selection Criteria*

Essential Attributes

- high wind tolerance

Valued Attributes

- high ecological value
- medium to high soil compaction tolerance
- medium to high pH of soil (range)
- medium to high soil volume tolerance
- high root system (manageability)
- small to medium tree size dimension

* The listed Selection Criteria are key concern for typical street type only. Please consider other site specific criteria and seek advice from relevant professional for selecting appropriate tree species.